

5355 (Wiegand)  
5352 (Serial)  
5358 (Clock and Data)

# ProxPro® Reader

## 125 kHz Versatile Proximity Card Reader

### Application

The ProxPro proximity card reader's weatherproof design and architecturally attractive enclosure allows easy mounting indoors or out. The ProxPro Reader is ideal for applications requiring a larger read range.

### Features

- Affords high reliability, consistent read range characteristics, and low power consumption in a single, easy-to-install package.
- Features multicolor LED, internal or host control of the LED, and/or beeper and a beeper "off" switch for silent operation.
- Provides Wiegand protocol interface compatibility with all standard access control systems.
- Offers an optional, fully integrated personal identification number keypad for heightened security. Can be mounted to glass (using the optional glass mounting kit).

For a longer read range, try the new generation ProxPro® II Reader, which provides an additional inch (2.5 cm) of read range, requires just 5 volts for operation, and is lower-priced than the ProxPro Reader!



# ProxPro® Reader

## Features

**Mounting:** mounting holes fit standard U.S.A. single-gang switch boxes (vertically mounted) to simplify installation. Field adjustable for mounting directly to metal, exhibiting only minimal effects on read range. A selectable jumper setting provides for improved performance.

**Audiovisual indication:** when a proximity card is presented to the reader, the red LED flashes green and the beeper sounds. The multicolor LED and beeper can also be controlled individually by the host system.

**Diagnostics:** on reader power-up, an internal self-test routine checks and verifies the setup configuration, determines the internal or external control of the LED and beeper, and initializes the reader's operation. An additional external loop-back test allows the reader outputs and inputs to be verified without the use of additional test equipment.

**Indoor/outdoor design:** sealed in a rugged, weatherized polycarbonate enclosure designed to withstand harsh environments, providing reliable performance and a high degree of vandal resistance. Easily installed in any location, even with the optional keypad.

**Easily interfaced:** interfaces with all existing Wiegand protocol access control systems. Output data in Wiegand or Clock and Data format, plus optional RS232 and RS422 serial interfaces.

**Security:** includes a tamper switch to provide notification of reader tampering. Recognizes card formats up to 85 bits, with over 137 billion unique codes.


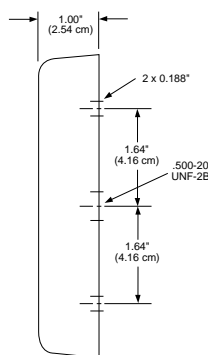
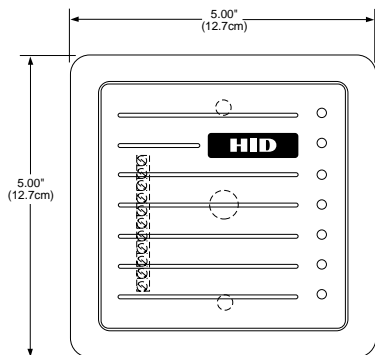
**Keypad option:** available with an optional, integrated weatherized keypad, which provides an additional level of security by allowing the use of a personal identification number (PIN). The keypad interfaces with the host system either by sending the keypad data over the data output lines, or via a direct connection to the host keypad interface.

**Warranty:** warranted against defects in materials and workmanship for life from date of shipment. (See complete warranty policy for details.)

### Part numbers:

Base Part No.: 5355 Wiegand Interface/Clock and Data (configurable)  
Description: Wiegand interface, tri-state LED, internal beeper on  
Options: • Color (gray or beige) • Keypad operation • LED and beeper operation • Custom label  
Glass Mount Kit: 5455AGM00

Base Part No.: 5352 Serial Interface  
Description: RS-232 or RS-422 Serial interface (configurable), tri-state LED, internal beeper on.  
Options: • Color (gray or beige) • Keypad operation • Custom label  
Glass Mount Kit: 5455AGM00



## Specifications

### Typical maximum\* read range:

ProxCard® II card - up to 8" (20 cm)  
ISOProx® II card - up to 7" (17.5 cm)  
DuoProx® II card - up to 7" (17.5 cm)  
Smart ISOProx® II card - up to 7" (17.5 cm)  
Smart DuoProx® II card - up to 7" (17.5 cm)  
HID Proximity & MIFARE® card - up to 7" (17.5 cm)  
ProxCard® Plus card - up to 3" (7.5 cm)  
ProxKey® II keyfob - up to 3" (7.5 cm)  
MicroProx® Tag - up to 4" (10.2 cm)  
ProxPass® Active Vehicle Tag - N/A

\*Depending on local installation conditions.

**Dimensions:** 5.0" x 5.0" x 1.0" (12.7 x 12.7 x 2.54 cm)

**Material:** Polycarbonate UL 94

**Power supply:** 10-28.5 VDC; Linear power supplies recommended. Reverse voltage protection included.

**Current requirements:** Average: 100 mA (12 VDC)  
Peak: 120 mA (24 VDC)

**Operating temperature:** -22° to 150° F (-30° to 65° C)

**Operating humidity:** 0-95% relative humidity non-condensing

**Weight:** 12 oz. (336 gm)

**Transmit frequency:** 125 kHz

**Excite frequency:** 125 kHz

### Cable distance:

Wiegand or Clock and Data interface: 500 feet (152 m)  
RS-232 interface: 50 feet (15 m)  
RS-422 interface: 4000 feet (1219 m)  
Recommended cable is ALPHA 1295 (22 AWG) 5 conductor stranded with overall shield or equivalent. Additional conductors may be required for LED or beeper control. RS-422 requires ALPHA 6212C 2-Twisted Pair, shielded cable with drain wire, or equivalent for data, plus ALPHA 1292C two-conductor shielded or equivalent for DC power.

### Certifications:

Canada/UL 294 Listed: Access Control System Units  
FCC Certification, United States  
Canada Certification  
CE Mark, Fifteen EU Countries under the R&TTE Directive (EN60950 - ITE Electrical Safety, EN 300 330 - SRD, and ETS 300 683 - EMC)  
IEC60950, ITE CB Scheme Electrical Safety  
Australia C-Tick Mark, New Zealand EMC, China  
Taiwan (5355 only)  
LIT5355DS 1/03, supersedes 8/02

[www.HIDCorp.com](http://www.HIDCorp.com)



9292 Jeronimo Road  
Irvine, CA 92618-1905 U.S.A.  
(949) 598-1600  
(800) 237-7769  
FAX (949) 598-1690

